



# Savaria® Eclipse Home Elevator

LUXURY AND CONVENIENCE CUSTOMIZED FOR YOU

 savaria®



## ABOUT SAVARIA

In business for over 30 years, Savaria designs, engineers and manufactures products to help people gain personal mobility. We produce elevators – from basic to luxurious – for homes and select commercial applications. We also make a complete range of accessibility lifts for residential use and demanding commercial environments.

All of our products are made with the goal of helping people move – whether it's to improve mobility issues or to simply make life easier. By listening to each customer's unique needs, we're able to provide individualized solutions – whether it is for health reasons or just personal preferences.

Savaria is the company that brings personal mobility solutions to your life: in the home, in a vehicle and in public spaces.

Authorized Savaria dealers are carefully selected for their knowledge and experience, kept up-to-date with the latest technical and training sessions, and supported with our expert customer service.

**Your local Savaria dealer can help customize your Eclipse elevator to your specific needs. To locate a Savaria dealer near you, please call us, or visit our web site, [www.savaria.com](http://www.savaria.com)**



The Savaria™ Eclipse home elevator delivers luxury and convenience, with less space needed than traditional elevator designs. Requiring no machine room and minimal overhead drive space, the Eclipse elevator can be installed in new or existing homes. Using a modular rail system, the Eclipse design installs quickly and seamlessly.

With a smooth and stable ride, your Eclipse elevator can provide up to 6 stops over 50' (12.24 m)\* of travel. You can configure your elevator for two openings to accommodate landings in your home, including a 90° exit.

Your Savaria Eclipse elevator is built with care using reliable components to provide you with dependable performance. A service panel can be conveniently located inside or outside the elevator shaft for ease of maintenance.

Whether you need an elevator for mobility issues, or you are just looking for the ultimate home convenience, a Savaria elevator eliminates the barrier of stairs, making it easier for everyone to enjoy your home.

*\*The Eclipse can be customized to 60' of travel in some jurisdictions, ask your Savaria dealer for details.*

## CUSTOMIZING YOUR SOLUTION

Your home environment is a reflection of your personal style. Rest assured that with the Savaria Eclipse, you can customize your elevator in the same way you customized your home. From construction configuration to accessories, you can create the perfect solution suited to your practical needs and to your design sense.

Choose from a range of interior cab styles and sizes for traditional or modern homes and everything in between. Select your finishes to complement and complete your solution. You will be able to create your own personal elevator from our wide selection of options, or even order your Eclipse to be finished on site by your own contractor.

**Savaria automatic slim doors** can be added in your choice of powder coat paint or stainless steel.



## CAB INTERIOR

The Eclipse elevator comes standard with melamine walls. Upgrade your Eclipse from our selection of solid hardwood finishes or wood veneers.



Maple



Oak



Cherry

*Early American, Jacobean and Red Mahogany finishes shown*

### SOLID HARDWOOD

SHOWN HERE: Raised solid oak panels and ceiling, bronze anodized aluminum fixtures including cab operating panel, cylindrical handrail, pot lights and aluminum trim, Visifold gate with bronze acrylic inserts.



Maple



Oak




Cherry

### LACQUERED VENEER

SHOWN HERE: Clear lacquered cherry veneer walls (recessed) and ceiling, clear anodized aluminum accessories including cab operating panel, cylindrical handrail, pot lights and aluminum trim, Panelfold gate with clear acrylic inserts.

## ACCESSORIES AND FINISHES

- Sleek, easy-to-use, flush-mounted cab operating panels and hall call stations. Cylindrical handrail in your choice of finish.
- Choose clear or bronze anodized aluminum, stainless steel or brass



Bronze anodized aluminum



Clear anodized aluminum



Brass




Stainless steel



## UNFINISHED VENEER

SHOWN HERE: Unfinished maple veneer walls and architectural white ceiling, clear anodized aluminum accessories including cab operating panel, cylindrical handrail, pot lights and aluminum trim, Clearfold gate with clear acrylic inserts. This unit also shows the maintenance access panel below handrail.



## MELAMINE

SHOWN HERE: Ashburn cherry melamine walls and architectural white ceiling, clear anodized aluminum accessories including cab operating panel, cylindrical handrail, pot lights and aluminum trim, Clearfold gate with clear acrylic inserts.

## CAB GATES


Three styles of accordion cab gates are available

- The Panelfold gate includes 3 acrylic inserts and antique white inserts
- The Visifold gate features a bronze anodized frame and bronze acrylic inserts
- The Clearfold gate features a clear anodized frame and clear acrylic inserts

### PANELFOLD



### VISIFOLD



### CLEARFOLD



## STANDARD SPECIFICATIONS

- 750 lb or 950 lb capacity
- Running speed 40 ft/min
- Fully automatic operation
- 2 hp motor
- Wide stable rail design
- Modular rail sections for quick install
- Energy efficient variable speed motor drive
- Automatic cab on/off lighting
- Gate tucks flush, not obstructing entry
- Digital display in car operating panel
- Home landing feature
- White ceiling with four halogen pot lights
- MDF or melamine cab with six different color choices
- 36 month warranty on parts, ask dealer for details

## SAFETY FEATURES

- Battery emergency lowering and lighting
- Manual lowering, hand crank
- Motor brake
- Lockable control panel
- Elevator door interlocks
- Stop switch in car
- In-use indicator lights on hall stations
- Slack chain brake system

## HOISTWAY SPECIFICATIONS

- Minimum 6" pit standard
- No special shaft ceiling construction required
- Ceiling height of 8' for standard cab

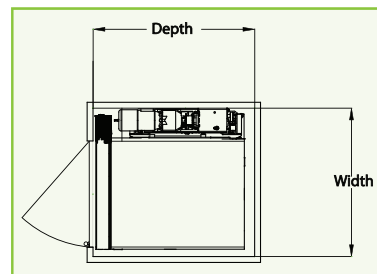
## OPTIONS

- For added convenience and a modern appearance, add Savaria automatic slim doors. See separate brochure for more information (requires 84" cab)
- Up to 6 stops
- Maximum cab size 15 ft<sup>2</sup>
- 84" and 96" cab heights available
- 1000 lb capacity (where permitted)
- Machine room less controller in hoistway
- Alpha numeric button marking
- Digital display hall calls
- Power gate and power door operators
- Two exit opening at one landing
- Engineered flooring in cherry, maple or oak
- See color chart for details on finishes available

### ► Type 1 left hand sizes (right side available)

Car size	Width	Depth	Clear opening
36 x 48	50 1/2"	55"	36"
36 x 54	50 1/2"	61"	36"
36 x 60	50 1/2"	67"	36"
40 x 54	54 1/2"	61"	36"

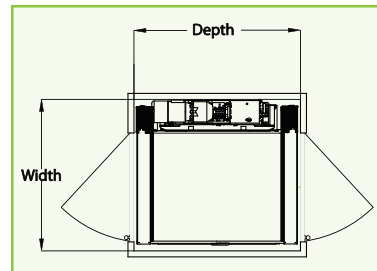
Drawings and dimensions for reference only, not to be used for construction



### ► Type 2

Car size	Width	Depth	Clear opening
36 x 48	50 1/2"	55 1/2"	36"
36 x 54	50 1/2"	61 1/2"	36"
36 x 60	50 1/2"	67 1/2"	36"
40 x 54	54 1/2"	61 1/2"	36"

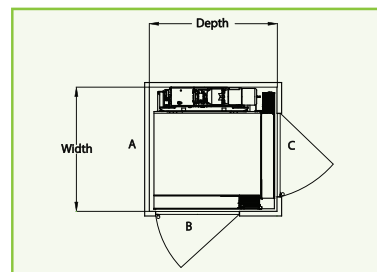
Drawings and dimensions for reference only, not to be used for construction



### ► Type 3

Car size	Width	Depth	Clear opening
36 x 48	52 1/8"	55"	36" 34 5/8"
36 x 54	52 1/8"	61"	36" 34 5/8"
36 x 60	52 1/8"	67"	36" 34 5/8"
40 x 54	56 1/8"	61"	36" 36"

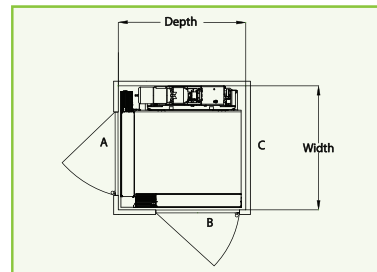
Drawings and dimensions for reference only, not to be used for construction



### ► Type 4

Car size	Width	Depth	Clear opening
36 x 48	52 1/8"	55"	34 5/8" 36"
36 x 54	52 1/8"	61"	34 5/8" 36"
36 x 60	52 1/8"	67"	34 5/8" 36"
40 x 54	56 1/8"	61"	36" 36"

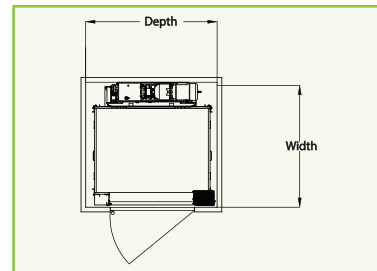
Drawings and dimensions for reference only, not to be used for construction



### ► Type 5 center (left and right available)

Car size	Width	Depth	Clear opening
36 x 48	52 1/8"	56 1/4"	36"
36 x 54	52 1/8"	62 1/4"	36"
36 x 60	52 1/8"	68 1/4"	36"
40 x 54	56 1/8"	62 1/4"	36"

Drawings and dimensions for reference only, not to be used for construction



Authorized Savaria dealer:



[www.savaria.com](http://www.savaria.com)

2 Walker Drive, Brampton, ON L6T 5E1 Canada

tel: 800.661.5112 fax: 905.791.2222